



February 26 - 28, 2010 Phillip Island, Australia  
**SUPPORT CLASS RESULTS**  
**QBE AUSTRALIAN SUPERBIKE / SUPERSTOCK 1000**

Date: 28/02/10  
 Event: R08  
 Weather: Mostly cloudy - Temp: 16.5C  
 Track: Dry - Temp: 25.5C

**Race 1**

Started at: 10:26:01  
 Laps: 12  
 Starters: 40  
 Printed at: 10:58

**PROVISIONAL RESULTS**

Pos	No	Gr	Name	Class	Machine	Laps	Race Time	Behind	Fastest Lap	On Lap
1	47	A	Wayne MAXWELL (VIC) / G A S Honda Racing	SB	Honda CBR RR	12	19:09.070		1:34.438	4
2	67	A	Bryan STARING (VIC)	SB	Honda CBR RR	12	19:10.240	1.170	1:34.464	3
3	1	A	Joshua WATERS (VIC) / Team Suzuki	SB	Suzuki GSXR	12	19:10.363	1.293	1:34.364	3
4	27	A	Jamie STAUFFER (NSW) / Ducati Motologic Racing	SB	Ducati 1198R	12	19:14.672	5.602	1:34.266	3
5	42	A	Shannon JOHNSON (VIC)	SB	KTM RC8R	12	19:19.228	10.158	1:35.210	2
6	19	A	Shawn GILES (VIC) / Team Suzuki	SB	Suzuki GSXR	12	19:21.029	11.959	1:35.479	2
7	38	A	Scott CHARLTON (VIC) / Racers Edge Performance	SB	Suzuki GSXR	12	19:28.134	19.064	1:36.053	3
8	45	B	Kris McLAREN (VIC)	SB	Honda CBR RR	12	19:33.766	24.696	1:36.931	3
9	2	A	Glenn ALLERTON (NSW)	SB	Honda CBR RR	12	19:33.847	24.777	1:35.377	2
10	33	A	Jordan BURGESS (NSW) / Ducati Motologic Racing	SB	Ducati 1198R	12	19:36.078	27.008	1:37.040	3
11	12	A	Ben ATTARD (QLD) / Aluma-Lite Racing	STK	Ducati 1198S	12	19:40.527	31.457	1:36.493	3
12	012	A	Craig McMARTIN (NSW)	SB	Ducati 1198R	12	19:44.841	35.771	1:37.266	4
13	75	B	Heath BRINSLEY (VIC)	STK	Suzuki GSXR	12	19:44.861	35.791	1:37.078	4
14	11	A	John ALLEN (QLD) / Aluma-Lite Racing	SB	Ducati 1198R	12	19:45.136	36.066	1:37.446	5
15	63	A	Grant HAY (NSW) / Shock Treatment	SB	Honda CBR RR	12	19:45.556	36.486	1:37.886	4
16	26	A	Chris TROUNSON (VIC)	STK	KTM RC8R	12	19:45.765	36.695	1:37.702	6
17	49	A	Brendan CLARKE (QLD)	STK	Honda CBR RR	12	19:56.144	47.074	1:38.597	4
18	15	A	Dustin GOLDSMITH (NSW) / Central Coast Performance	STK	Yamaha YZF-R1	12	19:56.208	47.138	1:38.023	2
19	69	A	Daniel STAUFFER (QLD)	SB	Aprilia RSV4	12	19:57.492	48.422	1:37.875	2
20	86	B	Beau BEATON (NSW)	STK	Ducati 1198S	12	19:58.562	49.492	1:38.388	2
21	54	B	Adam CHRISTIE (SA)	STK	Honda CBR RR	12	20:09.303	1:00.233	1:37.937	2
22	44	B	Jackson LEIGH-SMITH (QLD)	STK	Aprilia RSV4	12	20:12.573	1:03.503	1:39.414	6
23	46	A	Brent GEORGE (VIC)	STK	Suzuki GSXR	12	20:13.127	1:04.057	1:39.863	7
24	68	A	Jay NORMOYLE (VIC)	SB	Ducati 1098R	12	20:13.279	1:04.209	1:39.897	9
25	61	B	Matt GRIFFIN (VIC)	STK	Honda CBR RR	12	20:17.860	1:08.790	1:39.963	4
26	43	B	Danny MOULTON (VIC)	STK	Yamaha YZF-R1	12	20:19.740	1:10.670	1:40.406	5
27	22	B	Martin SUTHERLAND (VIC)	SB	Honda CBR RR	12	20:20.170	1:11.100	1:40.241	6
28	31	B	Christopher BECK (NSW) / Evermil Pty Ltd	STK	Yamaha YZF-R1	12	20:24.960	1:15.890	1:40.464	5
29	14	B	Craig NICHOLSON (VIC)	STK	Yamaha YZF-R1	12	20:25.169	1:16.099	1:40.120	5
30	29	B	Liam DANIELS (QLD)	STK	Yamaha YZF-R1	12	20:29.439	1:20.369	1:40.720	11
31	77	A	Adam SENIOR (WA)	SB	Honda CBR RR	12	20:29.630	1:20.560	1:41.148	11
32	20	A	Cameron KEEVERS (WA)	STK	Yamaha YZF-R1	12	20:33.967	1:24.897	1:39.948	3

Chief Time Keeper - Scott Laing

Clerk of Course - Peter Smith

Computime Race Timing Systems Pty Ltd © 1996-2008  
 Licensed to Computime Race Timing Systems

[www.computime.com.au](http://www.computime.com.au)

**COMPUTIME RACE TIMING SYSTEMS PTY LTD**

9 Timber Lane, Glen Waverley, Vic 3150. Ph : 0418 17 13 17

E-mail : [scott@computime.com.au](mailto:scott@computime.com.au)





February 26 - 28, 2010 Phillip Island, Australia  
**SUPPORT CLASS RESULTS**  
**QBE AUSTRALIAN SUPERBIKE / SUPERSTOCK 1000**

Date: 28/02/10  
 Event: R08  
 Weather: Mostly cloudy - Temp: 16.5C  
 Track: Dry - Temp: 25.5C

**Race 1**

Started at: 10:26:01  
 Laps: 12  
 Starters: 40  
 Printed at: 10:58

**PROVISIONAL RESULTS**


Pos	No	Gr	Name	Class	Machine	Laps	Race Time	Behind	Fastest Lap	On Lap
33	35	A	John PHELAN (VIC) / Mornington Kawasaki	SB	Kawasaki ZX10R	12	20:35.452	1:26.382	1:41.563	11
34	80	A	Glenn TAYLOR (VIC)	STK	Aprilia RSV4	12	20:35.759	1:26.689	1:41.368	6
35	94	B	Ray ANSET (WA)	SB	Suzuki GSXR	11	19:28.660	1 Lap	1:43.878	8
36	82	C	Johny ARKISIAN (VIC)	SB	Yamaha YZF-R1	11	19:38.409	1 Lap	1:43.302	5
DNF	98	C	Mark McHENRY (VIC)	SB	Kawasaki ZX10R	8	14:08.862	4 Laps	1:43.795	7
DNF	48	C	Brad WOOTTON (TAS)	SB	Suzuki GSXR	8	14:10.889	4 Laps	1:43.766	3
DNF	56	C	Richard PARRY (NSW) / Demolition Plus / GAS Honda Racing	SB	Honda CBR RR	8	14:12.255	4 Laps	1:44.698	4
DNF	32	A	Cole ODENDAAL (QLD)	STK	Aprilia RSV4	2	3:34.269	10 Laps	1:42.380	2

Fastest Lap was 1:34.266 by Jamie STAUFFER (NSW)

Current race record for SBK class - 1:32.316 by Wayne MAXWELL (VIC) on a Honda CBR RR set on 17/10/09  
 Inaugural race lap record for STK1000AB class

The results are provisional until the end of the time limit for protests and appeals.

  
 Chief Time Keeper - Scott Laing

  
 Clerk of Course - Peter Smith

Computime Race Timing Systems Pty Ltd © 1996-2008  
 Licensed to Computime Race Timing Systems

[www.computime.com.au](http://www.computime.com.au)

**COMPUTIME RACE TIMING SYSTEMS PTY LTD**

9 Timber Lane, Glen Waverley, Vic 3150. Ph : 0418 17 13 17

E-mail : [scott@computime.com.au](mailto:scott@computime.com.au)





February 26 - 28, 2010 Phillip Island, Australia  
**SUPPORT CLASS RESULTS**  
**QBE AUSTRALIAN SUPERBIKE / SUPERSTOCK 1000**

Date: 28/02/10  
 Event: R08  
 Weather: Mostly cloudy - Temp: 16.5C  
 Track: Dry - Temp: 25.5C

**Race 1**


Started at: 10:26:01  
 Laps: 12  
 Starters: 40  
 Printed at: 10:58

**PROVISIONAL FASTEST LAPS SEQUENCE**

Lap	Race Pos	No	Name	Machine	Fastest Lap	On Lap
1	1	27	Jamie STAUFFER (NSW)	Ducati 1198R	1:39.952	1
1	4	2	Glenn ALLERTON (NSW)	Honda CBR RR	1:39.719	1
2	1	27	Jamie STAUFFER (NSW)	Ducati 1198R	1:34.819	2
3	1	27	Jamie STAUFFER (NSW)	Ducati 1198R	1:34.266	3

The results are provisional until the end of the time limit for protests and appeals.

  
 Chief Time Keeper - Scott Laing

  
 Clerk of Course - Peter Smith

Computime Race Timing Systems Pty Ltd © 1996-2008  
 Licensed to Computime Race Timing Systems



**www.computime.com.au**  
**COMPUTIME RACE TIMING SYSTEMS PTY LTD**  
 9 Timber Lane, Glen Waverley, Vic 3150. Ph : 0418 17 13 17  
 E-mail : scott@computime.com.au





February 26 - 28, 2010 Phillip Island, Australia  
**SUPPORT CLASS RESULTS**  
 QBE AUSTRALIAN SUPERBIKE / SUPERSTOCK 1000

Date: 28/02/10  
 Event: R08  
 Weather: Mostly cloudy - Temp: 16.5C  
 Track: Dry - Temp: 25.5C

**Race 1**

Started at: 10:26:01  
 Laps: 12  
 Starters: 40  
 Printed at: 10:58

**PROVISIONAL LAP TIMES**

No	Name	Lap 1	Lap 2	Lap 3	Lap 4	Lap 5	Lap 6	Lap 7	Lap 8	Lap 9	Lap 10	Lap 11	Lap 12
012	Craig McMARTIN (NSW)	1:42.129	1:37.455	1:37.952	<b>1:37.266</b>	1:37.799	1:38.583	1:38.734	1:38.530	1:38.365	1:38.270	1:38.337	1:38.758
1	Joshua WATERS (VIC)	1:40.288	1:34.919	<b>1:34.364</b>	1:34.460	1:35.582	1:35.049	1:35.325	1:36.020	1:35.917	1:35.752	1:35.850	1:35.619
2	Glenn ALLERTON (NSW)	1:39.719	<b>1:35.377</b>	1:35.508	1:35.846	1:36.069	1:36.531	1:37.075	1:37.924	1:38.597	1:39.402	1:39.536	1:40.148
11	John ALLEN (QLD)	1:43.568	1:37.802	1:37.935	1:38.524	<b>1:37.446</b>	1:38.214	1:38.091	1:38.237	1:38.528	1:37.965	1:38.167	1:37.724
12	Ben ATTARD (QLD)	1:42.646	1:37.966	<b>1:36.493</b>	1:36.777	1:37.459	1:37.349	1:36.889	1:37.474	1:38.518	1:38.228	1:38.695	1:39.664
14	Craig NICHOLSON (VIC)	1:44.490	1:47.089	1:40.341	1:40.518	<b>1:40.120</b>	1:40.431	1:41.352	1:41.855	1:41.202	1:41.165	1:41.027	1:41.189
15	Dustin GOLDSMITH (NSW)	1:43.309	<b>1:38.023</b>	1:38.666	1:38.509	1:39.567	1:39.260	1:39.733	1:39.773	1:39.126	1:38.983	1:39.621	1:38.651
19	Shawn GILES (VIC)	1:40.435	<b>1:35.479</b>	1:35.521	1:35.622	1:36.195	1:36.140	1:36.091	1:36.250	1:36.516	1:36.710	1:37.120	1:37.202
20	Cameron KEEVERS (WA)	1:46.175	1:40.461	<b>1:39.948</b>	1:55.808	1:41.296	1:40.698	1:41.077	1:40.919	1:40.703	1:41.043	1:41.475	1:40.373
22	Martin SUTHERLAND (VIC)	1:46.420	1:41.023	1:40.479	1:40.941	1:40.928	<b>1:40.241</b>	1:40.382	1:40.712	1:40.683	1:41.183	1:40.817	1:42.043
26	Chris TROUNSON (VIC)	1:43.469	1:38.506	1:38.163	1:38.055	1:37.935	<b>1:37.702</b>	1:37.908	1:38.326	1:38.220	1:37.915	1:38.207	1:37.992
27	Jamie STAUFFER (NSW)	1:39.952	1:34.819	<b>1:34.266</b>	1:34.790	1:35.545	1:35.034	1:35.456	1:36.139	1:36.033	1:36.340	1:36.668	1:38.265
29	Liam DANIELS (QLD)	1:48.302	1:41.906	1:42.337	1:41.365	1:42.162	1:42.251	1:41.103	1:41.265	1:41.310	1:41.061	<b>1:40.720</b>	1:41.079
31	Christopher BECK (NSW)	1:48.321	1:41.808	1:40.999	1:40.578	<b>1:40.464</b>	1:40.829	1:41.498	1:41.432	1:41.296	1:41.190	1:41.030	1:41.194
32	Cole ODENDAAL (QLD)	1:47.882	<b>1:42.380</b>										
33	Jordan BURGESS (NSW)	1:41.880	1:37.192	<b>1:37.040</b>	1:37.548	1:37.314	1:37.396	1:37.710	1:37.198	1:37.624	1:37.691	1:37.512	1:37.563
35	John PHELAN (VIC)	1:47.119	1:42.093	1:41.892	1:42.084	1:42.364	1:42.234	1:42.321	1:42.242	1:42.208	1:42.164	<b>1:41.563</b>	1:42.235
38	Scott CHARLTON (VIC)	1:40.987	1:36.064	<b>1:36.053</b>	1:36.329	1:36.693	1:36.697	1:36.509	1:36.986	1:36.795	1:37.852	1:37.257	1:37.629
42	Shannon JOHNSON (VIC)	1:40.654	<b>1:35.210</b>	1:35.364	1:35.395	1:35.691	1:36.021	1:36.358	1:36.451	1:36.398	1:36.632	1:36.720	1:36.403
43	Danny MOULTON (VIC)	1:45.958	1:40.975	1:40.612	1:41.291	<b>1:40.406</b>	1:40.414	1:40.871	1:41.329	1:41.081	1:41.301	1:40.584	1:41.253
44	Jackson LEIGH-SMITH (QLD)	1:46.897	1:40.227	1:40.394	1:39.998	1:40.539	<b>1:39.414</b>	1:39.734	1:40.190	1:40.181	1:39.954	1:40.600	1:40.489
45	Kris McLAREN (VIC)	1:41.013	1:37.251	<b>1:36.931</b>	1:36.938	1:37.287	1:37.017	1:36.946	1:37.175	1:36.973	1:37.290	1:37.273	1:39.038
46	Brent GEORGE (VIC)	1:44.966	1:40.849	1:40.474	1:40.252	1:41.404	1:40.348	<b>1:39.863</b>	1:40.234	1:39.939	1:40.167	1:40.386	1:40.218
47	Wayne MAXWELL (VIC)	1:40.127	1:35.072	1:34.651	<b>1:34.438</b>	1:35.250	1:34.810	1:35.569	1:36.002	1:35.896	1:35.728	1:35.592	1:34.718
48	Brad WOOTTON (TAS)	1:48.748	1:44.215	<b>1:43.766</b>	1:45.353	1:45.277	1:45.537	1:45.950	1:47.214				
49	Brendan CLARKE (QLD)	1:44.183	1:38.965	1:38.712	<b>1:38.597</b>	1:39.100	1:38.759	1:38.760	1:39.152	1:38.789	1:38.838	1:39.648	1:39.065
54	Adam CHRISTIE (SA)	1:42.278	<b>1:37.937</b>	1:38.476	1:38.775	1:39.336	1:38.915	1:40.937	1:41.236	1:41.456	1:41.959	1:42.088	1:42.462
56	Richard PARRY (NSW)	1:50.779	1:44.850	1:44.719	<b>1:44.698</b>	1:45.483	1:44.817	1:45.727	1:45.949				
61	Matt GRIFFIN (VIC)	1:45.676	1:40.987	1:40.246	<b>1:39.963</b>	1:40.686	1:40.363	1:40.378	1:40.687	1:40.620	1:41.103	1:41.418	1:41.368
63	Grant HAY (NSW)	1:42.403	1:37.960	1:38.382	<b>1:37.886</b>	1:38.405	1:38.216	1:38.301	1:38.257	1:38.413	1:38.173	1:38.163	1:38.022
67	Bryan STARING (VIC)	1:40.502	1:35.188	<b>1:34.464</b>	1:34.512	1:35.064	1:35.103	1:35.320	1:36.048	1:35.838	1:35.892	1:35.501	1:35.299
68	Jay NORMOYLE (VIC)	1:45.832	1:40.223	1:40.544	1:40.577	1:40.225	1:39.907	1:40.844	1:40.271	<b>1:39.897</b>	1:40.078	1:40.441	1:40.609
69	Daniel STAUFFER (QLD)	1:42.251	<b>1:37.875</b>	1:38.455	1:37.904	1:38.307	1:39.118	1:39.730	1:39.996	1:39.985	1:40.354	1:40.293	1:39.959
75	Heath BRINSLEY (VIC)	1:41.734	1:37.363	1:37.533	<b>1:37.078</b>	1:37.593	1:37.928	1:38.441	1:38.936	1:38.796	1:38.802	1:38.571	1:38.650
77	Adam SENIOR (WA)	1:47.218	1:41.173	1:41.357	1:41.549	1:42.719	1:41.489	1:41.527	1:42.074	1:41.347	1:41.453	<b>1:41.148</b>	1:41.857
80	Glenn TAYLOR (VIC)	1:48.524	1:42.918	1:42.118	1:41.729	1:42.174	<b>1:41.368</b>	1:41.561	1:42.119	1:42.359	1:42.055	1:41.850	1:41.934
82	Johny ARKISIAN (VIC)	1:49.246	1:43.686	1:51.478	1:43.820	<b>1:43.302</b>	1:43.632	1:43.811	1:45.302	1:45.350	1:50.750	1:52.819	

Chief Time Keeper - Scott Laing

Clerk of Course - Peter Smith

Computime Race Timing Systems Pty Ltd © 1996-2008  
 Licensed to Computime Race Timing Systems

[www.computime.com.au](http://www.computime.com.au)

**COMPUTIME RACE TIMING SYSTEMS PTY LTD**

9 Timber Lane, Glen Waverley, Vic 3150. Ph : 0418 17 13 17

E-mail : [scott@computime.com.au](mailto:scott@computime.com.au)





February 26 - 28, 2010 Phillip Island, Australia  
**SUPPORT CLASS RESULTS**  
**QBE AUSTRALIAN SUPERBIKE / SUPERSTOCK 1000**

Date: 28/02/10  
 Event: R08  
 Weather: Mostly cloudy - Temp: 16.5C  
 Track: Dry - Temp: 25.5C

**Race 1**

Started at: 10:26:01  
 Laps: 12  
 Starters: 40  
 Printed at: 10:58

**PROVISIONAL LAP TIMES**

No	Name	Lap 1	Lap 2	Lap 3	Lap 4	Lap 5	Lap 6	Lap 7	Lap 8	Lap 9	Lap 10	Lap 11	Lap 12
86	Beau BEATON (NSW)	1:41.437	<b>1:38.388</b>	1:38.857	1:38.893	1:39.878	1:39.694	1:39.846	1:39.670	1:39.593	1:39.058	1:39.926	1:40.169
94	Ray ANSET (WA)	1:50.798	1:44.646	1:45.188	1:44.885	1:44.446	1:44.890	1:46.386	<b>1:43.878</b>	1:45.265	1:48.336	1:44.834	
98	Mark McHENRY (VIC)	1:50.754	1:44.856	1:44.969	1:45.092	1:44.672	1:44.371	<b>1:43.795</b>	1:44.956				

The results are provisional until the end of the time limit for protests and appeals.

*Scott Laing*  
 Chief Time Keeper - Scott Laing

*Peter Smith*  
 Clerk of Course - Peter Smith

Computime Race Timing Systems Pty Ltd © 1996-2008  
 Licensed to Computime Race Timing Systems

[www.computime.com.au](http://www.computime.com.au)

**COMPUTIME RACE TIMING SYSTEMS PTY LTD**

9 Timber Lane, Glen Waverley, Vic 3150. Ph : 0418 17 13 17

E-mail : [scott@computime.com.au](mailto:scott@computime.com.au)





February 26 - 28, 2010 Phillip Island, Australia  
**SUPPORT CLASS RESULTS**  
**QBE AUSTRALIAN SUPERBIKE / SUPERSTOCK 1000**

Date: 28/02/10  
 Event: R08  
 Weather: Mostly cloudy - Temp: 16.5C  
 Track: Dry - Temp: 25.5C

**Race 1**

Started at: 10:26:01  
 Laps: 12  
 Starters: 40  
 Printed at: 10:58

**PROVISIONAL LAP CHART**

Grid	1	2	3	4	5	6	7	8	9	10	11	12
(47)	27	27	27	27	27	(47)	(47)	(47)	(47)	(47)	(47)	(47)
1	(47)	(47)	1	1	(47)	27	1	1	1	1	1	67
27	1	1	(47)	(47)	1	1	27	27	27	67	67	1
67	2	67	67	67	67	67	67	67	67	27	27	27
19	67	2	2	42	42	42	42	42	42	42	42	42
42	19	19	42	2	2	19	19	19	19	19	19	19
2	42	42	19	19	19	2	2	2	2	38	38	38
38	38	38	38	38	38	38	38	38	38	2	2	45
12	45	45	45	45	45	45	45	45	45	45	45	2
33	33	33	33	33	33	33	12	12	33	33	33	33
012	86	012	12	12	12	12	33	33	12	12	12	12
45	012	75	75	75	75	75	75	75	75	75	012	012
11	12	86	012	012	012	012	012	012	012	012	75	75
63	75	12	63	63	63	63	11	11	63	11	11	11
15	63	63	86	69	69	11	63	63	11	63	63	63
26	69	69	69	86	11	69	26	26	26	26	26	26
69	54	54	54	11	26	26	69	69	69	69	49	49
86	15	11	11	54	54	54	15	49	49	49	69	15
75	11	15	15	15	86	86	54	86	15	15	15	69
54	26	26	26	26	15	15	86	15	86	86	86	86
18	49	49	49	49	49	49	49	54	54	54	54	54
49	14	46	46	46	68	68	44	44	44	44	44	44
43	46	68	68	68	61	44	68	68	68	68	68	46
44	43	43	20	61	46	61	46	46	46	46	46	68
32	68	20	43	44	44	46	61	61	61	61	61	61
68	61	61	61	43	43	43	43	22	22	22	22	43
20	20	44	44	22	22	22	22	43	43	43	43	22
46	22	22	22	77	31	31	14	31	31	31	31	31
34	44	77	77	31	14	14	31	14	14	14	14	14
31	32	35	31	14	77	77	77	77	77	77	77	29
61	77	32	35	35	35	35	29	29	29	29	29	77
14	35	31	14	29	29	29	35	35	35	35	35	20
22	31	29	29	80	80	80	80	80	80	80	20	35
77	29	14	80	20	20	20	20	20	20	20	80	80
29	80	80	48	48	48	48	48	98	82	94	94	
48	48	48	56	56	94	94	98	82	94	82	82	
56	82	82	94	94	98	98	82	94				
35	94	94	98	98	56	82	56	48				
80	56	56	82	82	82	56	94	56				
98	98	98										

The results are provisional until the end of the time limit for protests and appeals.


*Scott Laing*  
 Chief Time Keeper - Scott Laing

*Peter Smith*  
 Clerk of Course - Peter Smith



Computime Race Timing Systems Pty Ltd © 1996-2008  
 Licensed to Computime Race Timing Systems

**www.computime.com.au**  
**COMPUTIME RACE TIMING SYSTEMS PTY LTD**  
 9 Timber Lane, Glen Waverley, Vic 3150. Ph : 0418 17 13 17  
 E-mail : scott@computime.com.au





February 26 - 28, 2010 Phillip Island, Australia  
**SUPPORT CLASS RESULTS**  
**QBE AUSTRALIAN SUPERBIKE / SUPERSTOCK 1000**

Date: 28/02/10  
 Event: R08  
 Weather: Mostly cloudy - Temp: 16.5C  
 Track: Dry - Temp: 25.5C

**Race 1**

Started at: 10:26:01  
 Laps: 12  
 Starters: 40  
 Printed at: 10:58

**PROVISIONAL SPLIT TIMES**

Lap	Split 1	Split 2	Split 3	Lap Time	Lap	Split 1	Split 2	Split 3	Lap Time
<b>012 Craig McMARTIN (NSW) (12th)</b>					<b>43 Danny MOULTON (VIC) (26th)</b>				
1	35.562	39.485	27.082	1:42.129	1	36.529	41.443	27.986	1:45.958
2	31.342	38.905	27.208	1:37.455	2	32.699	40.355	27.921	1:40.975
3	31.498	39.375	<u>27.079</u>	1:37.952	3	32.439	40.429	27.744	1:40.612
4	<u>31.236</u>	<u>38.900</u>	27.130	<u>1:37.266</u>	4	32.742	40.856	<u>27.693</u>	1:41.291
5	31.310	39.150	27.339	1:37.799	5	<u>32.112</u>	40.392	27.902	<u>1:40.406</u>
6	31.552	39.423	27.608	1:38.583	6	32.356	<u>40.028</u>	28.030	1:40.414
7	31.836	39.344	27.554	1:38.734	7	32.394	40.070	28.407	1:40.871
8	31.905	39.117	27.508	1:38.530	8	32.374	40.507	28.448	1:41.329
9	31.658	39.173	27.534	1:38.365	9	32.676	40.331	28.074	1:41.081
10	31.523	39.254	27.493	1:38.270	10	32.678	40.573	28.050	1:41.301
11	31.546	39.218	27.573	1:38.337	11	32.338	40.324	27.922	1:40.584
12	31.877	39.251	27.630	1:38.758	12	32.348	40.474	28.431	1:41.253
<b>1 Joshua WATERS (VIC) (3rd)</b>					<b>44 Jackson LEIGH-SMITH (QLD) (22th)</b>				
1	35.309	38.578	26.401	1:40.288	1	37.374	41.618	27.905	1:46.897
2	30.744	38.068	<u>26.107</u>	1:34.919	2	32.439	40.462	<u>27.326</u>	1:40.227
3	30.367	<u>37.735</u>	26.262	<u>1:34.364</u>	3	32.040	40.646	27.708	1:40.394
4	<u>30.313</u>	37.892	26.255	1:34.460	4	32.294	40.180	27.524	1:39.998
5	30.895	38.282	26.405	1:35.582	5	32.571	40.107	27.861	1:40.539
6	30.755	37.982	26.312	1:35.049	6	<u>31.992</u>	<u>39.672</u>	27.750	<u>1:39.414</u>
7	30.567	38.179	26.579	1:35.325	7	32.268	39.715	27.751	1:39.734
8	30.972	38.374	26.674	1:36.020	8	32.301	40.063	27.826	1:40.190
9	30.925	38.378	26.614	1:35.917	9	32.516	39.881	27.784	1:40.181
10	30.842	38.426	26.484	1:35.752	10	32.418	39.829	27.707	1:39.954
11	30.856	38.509	26.485	1:35.850	11	32.351	40.292	27.957	1:40.600
12	30.442	38.315	26.862	1:35.619	12	32.573	39.963	27.953	1:40.489
<b>2 Glenn ALLERTON (NSW) (9th)</b>					<b>45 Kris McLAREN (VIC) (8th)</b>				
1	34.869	38.512	<u>26.338</u>	1:39.719	1	34.932	39.245	<u>26.836</u>	1:41.013
2	<u>30.617</u>	38.226	26.534	<u>1:35.377</u>	2	<u>30.765</u>	38.787	27.699	1:37.251
3	30.649	<u>38.159</u>	26.700	1:35.508	3	31.147	38.677	27.107	<u>1:36.931</u>
4	30.721	38.270	26.855	1:35.846	4	31.191	38.656	27.091	1:36.938
5	30.865	38.375	26.829	1:36.069	5	31.244	38.708	27.335	1:37.287
6	30.760	38.672	27.099	1:36.531	6	31.191	<u>38.571</u>	27.255	1:37.017
7	31.095	38.861	27.119	1:37.075	7	31.097	38.672	27.177	1:36.946
8	31.363	39.228	27.333	1:37.924	8	31.182	38.746	27.247	1:37.175
9	31.630	39.346	27.621	1:38.597	9	31.013	38.656	27.304	1:36.973
10	31.713	39.840	27.849	1:39.402	10	31.171	38.896	27.223	1:37.290
11	31.923	39.745	27.868	1:39.536	11	31.190	38.864	27.219	1:37.273
12	32.152	39.859	28.137	1:40.148	12	31.282	39.805	27.961	1:39.038
<b>11 John ALLEN (QLD) (14th)</b>					<b>46 Brent GEORGE (VIC) (23th)</b>				
1	36.072	40.379	27.117	1:43.568	1	35.728	41.281	27.957	1:44.966

Chief Time Keeper - Scott Laing

Clerk of Course - Peter Smith

Computime Race Timing Systems Pty Ltd © 1996-2008  
 Licensed to Computime Race Timing Systems

[www.computime.com.au](http://www.computime.com.au)

**COMPUTIME RACE TIMING SYSTEMS PTY LTD**

9 Timber Lane, Glen Waverley, Vic 3150. Ph : 0418 17 13 17

E-mail : [scott@computime.com.au](mailto:scott@computime.com.au)





February 26 - 28, 2010 Phillip Island, Australia  
**SUPPORT CLASS RESULTS**  
**QBE AUSTRALIAN SUPERBIKE / SUPERSTOCK 1000**

Date: 28/02/10  
 Event: R08  
 Weather: Mostly cloudy - Temp: 16.5C  
 Track: Dry - Temp: 25.5C

**Race 1**

Started at: 10:26:01  
 Laps: 12  
 Starters: 40  
 Printed at: 10:58

**PROVISIONAL SPLIT TIMES**

Lap	Split 1	Split 2	Split 3	Lap Time	Lap	Split 1	Split 2	Split 3	Lap Time
2	31.415	39.428	<b>26.959</b>	1:37.802	2	32.355	40.325	28.169	1:40.849
3	31.160	39.692	27.083	1:37.935	3	32.621	39.957	27.896	1:40.474
4	31.443	39.566	27.515	1:38.524	4	32.530	<b>39.888</b>	27.834	1:40.252
5	<b>31.021</b>	39.265	27.160	<b>1:37.446</b>	5	32.460	40.763	28.181	1:41.404
6	31.518	39.428	27.268	1:38.214	6	32.761	39.893	27.694	1:40.348
7	31.545	39.244	27.302	1:38.091	7	32.222	39.911	27.730	<b>1:39.863</b>
8	31.310	39.284	27.643	1:38.237	8	32.426	40.028	27.780	1:40.234
9	31.742	39.523	27.263	1:38.528	9	32.359	39.929	<b>27.651</b>	1:39.939
10	31.155	39.398	27.412	1:37.965	10	32.346	40.042	27.779	1:40.167
11	31.273	39.468	27.426	1:38.167	11	32.370	40.129	27.887	1:40.386
12	31.387	<b>39.119</b>	27.218	1:37.724	12	<b>32.186</b>	39.972	28.060	1:40.218
<b>12 Ben ATTARD (QLD) (11th)</b>					<b>47 Wayne MAXWELL (VIC) (1st)</b>				
1	35.604	39.995	27.047	1:42.646	1	35.228	38.418	26.481	1:40.127
2	31.676	39.120	27.170	1:37.966	2	30.728	38.000	26.344	1:35.072
3	31.010	<b>38.619</b>	<b>26.864</b>	<b>1:36.493</b>	3	30.468	<b>37.811</b>	26.372	1:34.651
4	<b>30.914</b>	38.703	27.160	1:36.777	4	<b>30.170</b>	37.929	<b>26.339</b>	<b>1:34.438</b>
5	31.177	39.176	27.106	1:37.459	5	30.648	38.067	26.535	1:35.250
6	31.088	39.136	27.125	1:37.349	6	30.372	37.970	26.468	1:34.810
7	31.159	38.736	26.994	1:36.889	7	30.649	38.260	26.660	1:35.569
8	31.377	38.676	27.421	1:37.474	8	30.858	38.435	26.709	1:36.002
9	31.404	39.297	27.817	1:38.518	9	30.846	38.384	26.666	1:35.896
10	31.560	39.300	27.368	1:38.228	10	30.709	38.409	26.610	1:35.728
11	31.513	39.286	27.896	1:38.695	11	30.772	38.354	26.466	1:35.592
12	31.910	39.787	27.967	1:39.664	12	30.439	37.886	26.393	1:34.718
<b>14 Craig NICHOLSON (VIC) (29th)</b>					<b>48 Brad WOOTTON (TAS) (38th)</b>				
1	35.570	41.165	27.755	1:44.490	1	37.627	42.300	28.821	1:48.748
2	32.553	46.673	27.863	1:47.089	2	33.385	42.021	<b>28.809</b>	1:44.215
3	<b>32.184</b>	40.108	28.049	1:40.341	3	<b>33.186</b>	<b>41.572</b>	29.008	<b>1:43.766</b>
4	32.514	40.277	27.727	1:40.518	4	33.671	42.098	29.584	1:45.353
5	32.369	40.069	<b>27.682</b>	<b>1:40.120</b>	5	33.800	41.939	29.538	1:45.277
6	32.243	40.186	28.002	1:40.431	6	34.248	41.911	29.378	1:45.537
7	32.571	40.173	28.608	1:41.352	7	34.066	42.327	29.557	1:45.950
8	33.365	40.262	28.228	1:41.855	8	34.648	42.863	29.703	1:47.214
9	32.624	40.326	28.252	1:41.202	<b>49 Brendan CLARKE (QLD) (17th)</b>				
10	32.501	40.833	27.831	1:41.165	1	35.637	40.890	27.656	1:44.183
11	32.585	40.631	27.811	1:41.027	2	32.037	39.509	<b>27.419</b>	1:38.965
12	32.856	<b>39.952</b>	28.381	1:41.189	3	<b>31.900</b>	39.326	27.486	1:38.712
<b>15 Dustin GOLDSMITH (NSW) (18th)</b>					4	31.967	39.152	27.478	<b>1:38.597</b>
1	35.763	40.019	27.527	1:43.309	5	32.039	39.434	<b>27.627</b>	1:39.100
2	31.442	<b>39.290</b>	<b>27.291</b>	<b>1:38.023</b>	6	31.996	39.259	27.504	1:38.759
3	31.388	39.663	27.615	1:38.666	7	31.935	39.340	27.485	1:38.760

*Scott Laing*  
 Chief Time Keeper - Scott Laing

*Peter Smith*  
 Clerk of Course - Peter Smith

Computime Race Timing Systems Pty Ltd © 1996-2008  
 Licensed to Computime Race Timing Systems

[www.computime.com.au](http://www.computime.com.au)

**COMPUTIME RACE TIMING SYSTEMS PTY LTD**

9 Timber Lane, Glen Waverley, Vic 3150. Ph : 0418 17 13 17

E-mail : [scott@computime.com.au](mailto:scott@computime.com.au)





February 26 - 28, 2010 Phillip Island, Australia  
**SUPPORT CLASS RESULTS**  
**QBE AUSTRALIAN SUPERBIKE / SUPERSTOCK 1000**

Date: **28/02/10**  
 Event: **R08**  
 Weather: **Mostly cloudy - Temp: 16.5C**  
 Track: **Dry - Temp: 25.5C**

**Race 1**

Started at: **10:26:01**  
 Laps: **12**  
 Starters: **40**  
 Printed at: **10:58**

**PROVISIONAL SPLIT TIMES**

Lap	Split 1	Split 2	Split 3	Lap Time	Lap	Split 1	Split 2	Split 3	Lap Time
4	<b>31.304</b>	39.616	27.589	1:38.509	8	31.988	39.618	27.546	1:39.152
5	31.536	40.290	27.741	1:39.567	9	31.989	<b>39.018</b>	27.782	1:38.789
6	31.852	39.727	27.681	1:39.260	10	31.965	39.297	27.576	1:38.838
7	32.097	39.710	27.926	1:39.733	11	32.360	39.622	27.666	1:39.648
8	31.868	39.917	27.988	1:39.773	12	32.083	39.314	27.668	1:39.065
9	32.094	39.497	27.535	1:39.126					
10	31.731	39.752	27.500	1:38.983					
11	31.944	40.022	27.655	1:39.621					
12	31.823	39.295	27.533	1:38.651					
<b>19 Shawn GILES (VIC) (6th)</b>					<b>54 Adam CHRISTIE (SA) (21th)</b>				
1	34.904	39.090	26.441	1:40.435	1	35.436	39.952	<b>26.890</b>	1:42.278
2	30.603	38.508	<b>26.368</b>	<b>1:35.479</b>	2	<b>31.290</b>	39.455	27.192	<b>1:37.937</b>
3	<b>30.452</b>	38.643	26.426	1:35.521	3	31.669	39.666	27.141	1:38.476
4	30.745	<b>38.432</b>	26.445	1:35.622	4	31.706	39.730	27.339	1:38.775
5	30.818	38.706	26.671	1:36.195	5	31.896	40.069	27.371	1:39.336
6	30.615	38.701	26.824	1:36.140	6	31.820	<b>39.426</b>	27.669	1:38.915
7	30.605	38.738	26.748	1:36.091	7	33.090	39.738	28.109	1:40.937
8	30.726	38.708	26.816	1:36.250	8	32.714	40.334	28.188	1:41.236
9	30.865	38.790	26.861	1:36.516	9	32.439	40.631	28.386	1:41.456
10	30.867	38.993	26.850	1:36.710	10	32.728	40.748	28.483	1:41.959
11	31.006	39.129	26.985	1:37.120	11	32.796	40.735	28.557	1:42.088
12	31.184	39.039	26.979	1:37.202	12	32.873	40.851	28.738	1:42.462
<b>20 Cameron KEEVERS (WA) (32th)</b>					<b>56 Richard PARRY (NSW) (39th)</b>				
1	35.984	42.489	27.702	1:46.175	1	38.161	42.868	29.750	1:50.779
2	32.558	40.408	<b>27.495</b>	1:40.461	2	33.700	42.076	<b>29.074</b>	1:44.850
3	<b>32.113</b>	40.232	27.603	<b>1:39.948</b>	3	33.565	41.779	29.375	1:44.719
4	32.373	55.174	28.261	1:55.808	4	33.727	<b>41.267</b>	29.704	<b>1:44.698</b>
5	32.896	40.383	28.017	1:41.296	5	34.314	41.767	29.402	1:45.483
6	32.650	40.242	27.806	1:40.698	6	<b>33.532</b>	42.096	29.189	1:44.817
7	32.677	40.460	27.940	1:41.077	7	33.879	42.130	29.718	1:45.727
8	32.693	40.159	28.067	1:40.919	8	33.886	42.043	30.020	1:45.949
9	32.485	40.248	27.970	1:40.703	<b>61 Matt GRIFFIN (VIC) (25th)</b>				
10	32.504	40.540	27.999	1:41.043	1	35.990	41.821	27.865	1:45.676
11	32.850	40.762	27.863	1:41.475	2	32.446	40.611	27.930	1:40.987
12	32.326	<b>39.986</b>	28.061	1:40.373	3	<b>32.349</b>	40.207	27.690	1:40.246
<b>22 Martin SUTHERLAND (VIC) (27th)</b>					4	32.409	39.908	<b>27.646</b>	<b>1:39.963</b>
1	36.373	42.181	27.866	1:46.420	5	32.679	39.936	28.071	1:40.686
2	32.381	40.923	27.719	1:41.023	6	32.640	<b>39.823</b>	27.900	1:40.363
3	32.219	40.774	<b>27.486</b>	1:40.479	7	32.552	40.070	27.756	1:40.378
4	<b>31.988</b>	41.125	27.828	1:40.941	8	32.682	40.101	27.904	1:40.687
5	32.147	40.730	28.051	1:40.928	9	32.493	40.056	28.071	1:40.620
					10	32.366	40.576	28.161	1:41.103
					11	32.707	40.511	28.200	1:41.418
					12	32.766	40.298	28.304	1:41.368

Chief Time Keeper - Scott Laing

Clerk of Course - Peter Smith

Computime Race Timing Systems Pty Ltd © 1996-2008  
 Licensed to Computime Race Timing Systems

[www.computime.com.au](http://www.computime.com.au)

**COMPUTIME RACE TIMING SYSTEMS PTY LTD**

9 Timber Lane, Glen Waverley, Vic 3150. Ph : 0418 17 13 17

E-mail : [scott@computime.com.au](mailto:scott@computime.com.au)





February 26 - 28, 2010 Phillip Island, Australia  
**SUPPORT CLASS RESULTS**  
 QBE AUSTRALIAN SUPERBIKE / SUPERSTOCK 1000

Date: 28/02/10  
 Event: R08  
 Weather: Mostly cloudy - Temp: 16.5C  
 Track: Dry - Temp: 25.5C

**Race 1**

Started at: 10:26:01  
 Laps: 12  
 Starters: 40  
 Printed at: 10:58

**PROVISIONAL SPLIT TIMES**

Lap	Split 1	Split 2	Split 3	Lap Time	Lap	Split 1	Split 2	Split 3	Lap Time
6	32.076	<b>40.176</b>	27.989	<b>1:40.241</b>	63 Grant HAY (NSW) (15th)				
7	32.248	40.273	27.861	1:40.382	1	35.428	39.859	<b>27.116</b>	1:42.403
8	32.257	40.476	27.979	1:40.712	2	31.419	39.193	27.348	1:37.960
9	32.432	40.245	28.006	1:40.683	3	31.574	39.411	27.397	1:38.382
10	32.556	40.563	28.064	1:41.183	4	<b>31.414</b>	39.107	27.365	<b>1:37.886</b>
11	32.443	40.375	27.999	1:40.817	5	31.651	39.342	27.412	1:38.405
12	32.520	40.649	28.874	1:42.043	6	31.607	39.118	27.491	1:38.216
					7	31.630	39.161	27.510	1:38.301
					8	31.637	39.190	27.430	1:38.257
					9	31.671	39.047	27.695	1:38.413
					10	31.673	39.071	27.429	1:38.173
					11	31.438	39.408	27.317	1:38.163
					12	31.454	<b>39.046</b>	27.522	1:38.022
26 Chris TROUNSON (VIC) (16th)					67 Bryan STARING (VIC) (2nd)				
1	35.970	40.392	27.107	1:43.469	1	35.352	38.895	<b>26.255</b>	1:40.502
2	31.732	39.516	27.258	1:38.506	2	30.518	38.326	26.344	1:35.188
3	31.447	39.505	27.211	1:38.163	3	30.300	<b>37.784</b>	26.380	<b>1:34.464</b>
4	<b>31.399</b>	39.310	27.346	1:38.055	4	<b>30.175</b>	37.883	26.454	1:34.512
5	31.497	39.170	27.268	1:37.935	5	30.304	38.201	26.559	1:35.064
6	31.589	39.097	<b>27.016</b>	<b>1:37.702</b>	6	30.506	38.150	26.447	1:35.103
7	31.672	39.057	27.179	1:37.908	7	30.435	38.305	26.580	1:35.320
8	31.621	39.409	27.296	1:38.326	8	30.708	38.526	26.814	1:36.048
9	31.563	39.205	27.452	1:38.220	9	30.711	38.485	26.642	1:35.838
10	31.421	39.231	27.263	1:37.915	10	30.564	38.582	26.746	1:35.892
11	31.430	39.427	27.350	1:38.207	11	30.539	38.418	26.544	1:35.501
12	31.716	<b>39.032</b>	27.244	1:37.992	12	30.345	38.205	26.749	1:35.299
27 Jamie STAUFFER (NSW) (4th)					68 Jay NORMOYLE (VIC) (24th)				
1	35.298	38.177	26.477	1:39.952	1	36.702	41.373	27.757	1:45.832
2	30.658	<b>37.592</b>	26.569	1:34.819	2	<b>32.116</b>	40.243	27.864	1:40.223
3	<b>30.281</b>	37.597	<b>26.388</b>	<b>1:34.266</b>	3	32.746	40.144	<b>27.654</b>	1:40.544
4	30.416	37.869	26.505	1:34.790	4	32.703	40.162	27.712	1:40.577
5	30.761	38.032	26.752	1:35.545	5	32.451	39.980	27.794	1:40.225
6	30.590	37.977	26.467	1:35.034	6	32.209	39.932	27.766	1:39.907
7	30.851	38.127	26.478	1:35.456	7	32.364	40.587	27.893	1:40.844
8	30.965	38.477	26.697	1:36.139	8	32.232	40.196	27.843	1:40.271
9	30.913	38.431	26.689	1:36.033	9	32.150	<b>39.909</b>	27.838	<b>1:39.897</b>
10	30.633	38.889	26.818	1:36.340	10	32.199	40.104	27.775	1:40.078
11	30.869	38.823	26.976	1:36.668	11	32.338	40.246	27.857	1:40.441
12	31.207	39.367	27.691	1:38.265	12	32.711	40.142	27.756	1:40.609
29 Liam DANIELS (QLD) (30th)					69 Daniel STAUFFER (QLD) (19th)				
1	37.500	42.300	28.502	1:48.302	1	35.408	39.120	<b>27.121</b>	1:42.251
2	32.889	41.122	<b>27.895</b>	1:41.906					
3	32.838	41.482	28.017	1:42.337					
4	32.689	40.676	28.000	1:41.365					
5	32.818	40.909	28.435	1:42.162					
6	32.849	41.328	28.074	1:42.251					
7	32.435	40.590	28.078	1:41.103					

Chief Time Keeper - Scott Laing


Clerk of Course - Peter Smith



Computime Race Timing Systems Pty Ltd © 1996-2008  
 Licensed to Computime Race Timing Systems

**www.computime.com.au**  
**COMPUTIME RACE TIMING SYSTEMS PTY LTD**  
 9 Timber Lane, Glen Waverley, Vic 3150. Ph : 0418 17 13 17  
 E-mail : scott@computime.com.au





February 26 - 28, 2010 Phillip Island, Australia  
**SUPPORT CLASS RESULTS**  
 QBE AUSTRALIAN SUPERBIKE / SUPERSTOCK 1000

Date: 28/02/10  
 Event: R08  
 Weather: Mostly cloudy - Temp: 16.5C  
 Track: Dry - Temp: 25.5C

**Race 1**

Started at: 10:26:01  
 Laps: 12  
 Starters: 40  
 Printed at: 10:58

**PROVISIONAL SPLIT TIMES**

Lap	Split 1	Split 2	Split 3	Lap Time	Lap	Split 1	Split 2	Split 3	Lap Time
8	32.624	40.730	27.911	1:41.265	2	31.424	39.254	27.197	<b>1:37.875</b>
9	32.706	40.681	27.923	1:41.310	3	31.630	39.423	27.402	1:38.455
10	32.572	40.456	28.033	1:41.061	4	<b>31.372</b>	<b>39.183</b>	27.349	1:37.904
11	<b>32.310</b>	<b>40.440</b>	27.970	<b>1:40.720</b>	5	31.598	39.402	27.307	1:38.307
12	32.476	40.478	28.125	1:41.079	6	31.863	39.923	27.332	1:39.118
<b>31 Christopher BECK (NSW) (28th)</b>					7	32.258	39.688	27.784	1:39.730
1	37.922	41.991	28.408	1:48.321	8	32.000	40.020	27.976	1:39.996
2	32.711	41.046	28.051	1:41.808	9	32.191	39.839	27.955	1:39.985
3	32.855	40.198	<b>27.946</b>	1:40.999	10	32.333	39.919	28.102	1:40.354
4	<b>32.315</b>	40.219	28.044	1:40.578	11	32.461	39.979	27.853	1:40.293
5	32.601	<b>39.758</b>	28.105	<b>1:40.464</b>	12	32.480	39.558	27.921	1:39.959
6	32.574	40.117	28.138	1:40.829	<b>75 Heath BRINSLEY (VIC) (13th)</b>				
7	32.911	40.260	28.327	1:41.498	1	35.082	39.568	27.084	1:41.734
8	32.826	40.330	28.276	1:41.432	2	31.342	39.097	<b>26.924</b>	1:37.363
9	32.809	40.208	28.279	1:41.296	3	31.270	39.089	27.174	1:37.533
10	32.641	40.359	28.190	1:41.190	4	<b>30.971</b>	<b>38.958</b>	27.149	<b>1:37.078</b>
11	32.618	40.155	28.257	1:41.030	5	31.157	39.171	27.265	1:37.593
12	32.663	40.211	28.320	1:41.194	6	31.165	39.187	27.576	1:37.928
<b>32 Cole ODENDAAL (QLD) (40th)</b>					7	31.242	39.517	27.682	1:38.441
1	37.034	42.225	28.623	1:47.882	8	31.888	39.365	27.683	1:38.936
2	<b>33.134</b>	<b>40.864</b>	<b>28.382</b>	<b>1:42.380</b>	9	31.630	39.282	27.884	1:38.796
<b>33 Jordan BURGESS (NSW) (10th)</b>					10	31.720	39.348	27.734	1:38.802
1	35.293	39.625	26.962	1:41.880	11	31.910	39.260	27.401	1:38.571
2	31.259	38.930	27.003	1:37.192	12	31.833	39.476	27.341	1:38.650
3	31.177	38.933	<b>26.930</b>	<b>1:37.040</b>	<b>77 Adam SENIOR (WA) (31th)</b>				
4	<b>30.993</b>	39.308	27.247	1:37.548	1	36.464	42.346	28.408	1:47.218
5	31.220	38.989	27.105	1:37.314	2	<b>32.489</b>	40.429	28.255	1:41.173
6	31.219	39.137	27.040	1:37.396	3	32.734	40.349	28.274	1:41.357
7	31.355	39.326	27.029	1:37.710	4	32.863	40.424	28.262	1:41.549
8	31.157	<b>38.871</b>	27.170	1:37.198	5	33.137	40.897	28.685	1:42.719
9	31.292	39.136	27.196	1:37.624	6	32.787	40.322	28.380	1:41.489
10	31.323	39.163	27.205	1:37.691	7	32.915	40.336	28.276	1:41.527
11	31.351	38.963	27.198	1:37.512	8	32.704	41.122	<b>28.248</b>	1:42.074
12	31.281	38.974	27.308	1:37.563	9	32.786	40.268	28.293	1:41.347
<b>35 John PHELAN (VIC) (33th)</b>					10	32.643	40.449	28.361	1:41.453
1	36.860	42.270	27.989	1:47.119	11	32.667	<b>40.064</b>	28.417	<b>1:41.148</b>
2	33.079	41.107	27.907	1:42.093	12	32.868	40.471	28.518	1:41.857
3	33.002	41.019	27.871	1:41.892	<b>80 Glenn TAYLOR (VIC) (34th)</b>				
4	33.038	40.972	28.074	1:42.084	1	37.586	42.514	28.424	1:48.524
5	32.997	41.071	28.296	1:42.364	2	32.937	41.622	28.359	1:42.918
					3	32.782	41.176	27.961	1:42.118

Chief Time Keeper - Scott Laing

Clerk of Course - Peter Smith

Computime Race Timing Systems Pty Ltd © 1996-2008  
 Licensed to Computime Race Timing Systems


[www.computime.com.au](http://www.computime.com.au)

**COMPUTIME RACE TIMING SYSTEMS PTY LTD**

9 Timber Lane, Glen Waverley, Vic 3150. Ph : 0418 17 13 17

E-mail : [scott@computime.com.au](mailto:scott@computime.com.au)





February 26 - 28, 2010 Phillip Island, Australia  
**SUPPORT CLASS RESULTS**  
 QBE AUSTRALIAN SUPERBIKE / SUPERSTOCK 1000

Date: 28/02/10  
 Event: R08  
 Weather: Mostly cloudy - Temp: 16.5C  
 Track: Dry - Temp: 25.5C

Race 1

Started at: 10:26:01  
 Laps: 12  
 Starters: 40  
 Printed at: 10:58

PROVISIONAL SPLIT TIMES

Lap	Split 1	Split 2	Split 3	Lap Time	Lap	Split 1	Split 2	Split 3	Lap Time
6	<b>32.805</b>	41.366	28.063	1:42.234	4	32.547	41.268	27.914	1:41.729
7	33.500	40.985	<b>27.836</b>	1:42.321	5	32.540	41.708	27.926	1:42.174
8	33.048	41.174	28.020	1:42.242	6	<b>32.469</b>	41.028	27.871	<b>1:41.368</b>
9	33.267	40.832	28.109	1:42.208	7	32.719	41.001	<b>27.841</b>	1:41.561
10	33.107	40.893	28.164	1:42.164	8	32.787	41.387	27.955	1:42.129
11	32.918	<b>40.694</b>	27.951	<b>1:41.563</b>	9	33.152	41.218	27.989	1:42.359
12	33.128	41.086	28.021	1:42.235	10	33.066	<b>40.785</b>	28.204	1:42.055
					11	32.722	40.958	28.170	1:41.850
					12	32.769	41.056	28.109	1:41.934
<b>38 Scott CHARLTON (VIC) (7th)</b>					<b>82 Johny ARKISIAN (VIC) (36th)</b>				
1	35.143	39.173	<b>26.671</b>	1:40.987	1	37.772	42.680	28.794	1:49.246
2	30.856	<b>38.474</b>	26.734	1:36.064	2	33.380	42.010	<b>28.296</b>	1:43.686
3	<b>30.786</b>	38.498	26.769	<b>1:36.053</b>	3	33.194	47.276	31.008	1:51.478
4	30.985	38.478	26.866	1:36.329	4	33.482	41.887	28.451	1:43.820
5	31.014	38.617	27.062	1:36.693	5	<b>33.126</b>	<b>41.535</b>	28.641	<b>1:43.302</b>
6	31.078	38.713	26.906	1:36.697	6	33.260	41.716	28.656	1:43.632
7	30.957	38.569	26.983	1:36.509	7	33.805	41.644	28.370	1:43.819
8	31.202	38.784	27.000	1:36.986	8	33.775	42.509	29.018	1:45.302
9	31.057	38.779	26.959	1:36.795	9	33.950	42.231	29.169	1:45.350
10	31.129	39.564	27.159	1:37.852	10	34.704	43.663	32.383	1:50.750
11	31.154	38.950	27.153	1:37.257	11	35.445	45.570	31.804	1:52.819
12	31.257	38.868	27.504	1:37.629					
<b>42 Shannon JOHNSON (VIC) (5th)</b>					<b>86 Beau BEATON (NSW) (20th)</b>				
1	35.198	38.977	26.479	1:40.654	1	34.902	39.481	<b>27.054</b>	1:41.437
2	30.567	38.293	<b>26.350</b>	<b>1:35.210</b>	2	31.686	<b>39.243</b>	27.459	<b>1:38.388</b>
3	<b>30.432</b>	38.353	26.579	1:35.364	3	<b>31.648</b>	39.665	27.544	1:38.857
4	30.548	<b>38.191</b>	26.656	1:35.395	4	31.719	39.552	27.622	1:38.893
5	30.579	38.350	26.762	1:35.691	5	31.943	40.417	27.518	1:39.878
6	30.722	38.503	26.796	1:36.021	6	32.174	39.704	27.816	1:39.694
7	30.929	38.615	26.814	1:36.358	7	32.335	39.789	27.722	1:39.846
8	30.977	38.621	26.853	1:36.451	8	32.079	39.774	27.817	1:39.670
9	30.984	38.542	26.872	1:36.398	9	32.168	39.737	27.688	1:39.593
10	31.008	38.637	26.987	1:36.632	10	31.795	39.591	27.672	1:39.058
11	31.058	38.702	26.960	1:36.720	11	32.056	39.999	27.871	1:39.926
12	30.944	38.548	26.911	1:36.403	12	32.281	39.974	27.914	1:40.169
<b>94 Ray ANSET (WA) (35th)</b>									
1	38.201	42.899	29.698	1:50.798					
2	33.731	41.893	<b>29.022</b>	1:44.646					
3	33.838	42.140	29.240	1:45.188					
4	33.924	41.806	29.135	1:44.885					
5	33.755	41.653	29.038	1:44.446					
6	34.138	41.648	29.108	1:44.890					

*Scott Laing*  
 Chief Time Keeper - Scott Laing

*Peter Smith*  
 Clerk of Course - Peter Smith

Computime Race Timing Systems Pty Ltd © 1996-2008  
 Licensed to Computime Race Timing Systems

[www.computime.com.au](http://www.computime.com.au)

COMPUTIME RACE TIMING SYSTEMS PTY LTD

9 Timber Lane, Glen Waverley, Vic 3150. Ph : 0418 17 13 17

E-mail : [scott@computime.com.au](mailto:scott@computime.com.au)





February 26 - 28, 2010 Phillip Island, Australia  
**SUPPORT CLASS RESULTS**  
 QBE AUSTRALIAN SUPERBIKE / SUPERSTOCK 1000

**Race 1**

Date: 28/02/10  
 Event: R08  
 Weather: Mostly cloudy - Temp: 16.5C  
 Track: Dry - Temp: 25.5C

Started at: 10:26:01  
 Laps: 12  
 Starters: 40  
 Printed at: 10:58

**PROVISIONAL SPLIT TIMES**

Lap	Split 1	Split 2	Split 3	Lap Time	Lap	Split 1	Split 2	Split 3	Lap Time
					7	33.928	43.381	29.077	1:46.386
					8	<b>33.289</b>	<b>41.533</b>	29.056	<b>1:43.878</b>
					9	33.710	42.361	29.194	1:45.265
					10	34.256	43.723	30.357	1:48.336
					11	33.740	41.827	29.267	1:44.834
<b>98 Mark McHENRY (VIC) (37th)</b>									
					1	38.236	43.019	29.499	1:50.754
					2	33.752	42.332	28.772	1:44.856
					3	33.628	42.347	28.994	1:44.969
					4	33.955	42.429	28.708	1:45.092
					5	33.723	42.089	28.860	1:44.672
					6	33.751	41.619	29.001	1:44.371
					7	33.790	<b>41.404</b>	<b>28.601</b>	<b>1:43.795</b>
					8	<b>33.102</b>	42.983	28.871	1:44.956

The results are provisional until the end of the time limit for protests and appeals.

*Scott Laing*  
 Chief Time Keeper - Scott Laing

*Peter Smith*  
 Clerk of Course - Peter Smith

Computime Race Timing Systems Pty Ltd © 1996-2008  
 Licensed to Computime Race Timing Systems

[www.computime.com.au](http://www.computime.com.au)

**COMPUTIME RACE TIMING SYSTEMS PTY LTD**

9 Timber Lane, Glen Waverley, Vic 3150. Ph : 0418 17 13 17

E-mail : [scott@computime.com.au](mailto:scott@computime.com.au)

